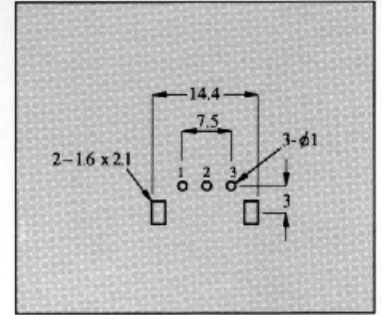
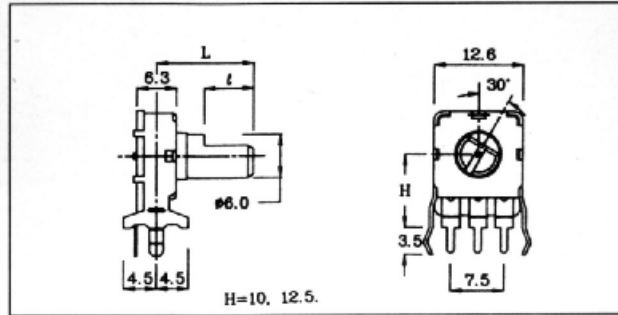


RV 122NP



SHAFT DIMENSION

TYPE	F	K																				
DIMENSION																						
MODEL																						
RV 121NP	<table border="1"> <tr> <td>L</td> <td>15</td> <td>20</td> <td>25</td> <td>30</td> </tr> </table>	L	15	20	25	30	<table border="1"> <tr> <td>L</td> <td>15</td> <td>20</td> <td>25</td> <td>30</td> </tr> </table>	L	15	20	25	30										
L	15	20	25	30																		
L	15	20	25	30																		
RV 122NP	<table border="1"> <tr> <td>ϕ</td> <td>$7/8$</td> <td>12</td> <td>12</td> <td>12</td> </tr> </table>	ϕ	$7/8$	12	12	12	<table border="1"> <tr> <td>ϕ</td> <td>8</td> <td>12</td> <td>12</td> <td>12</td> </tr> </table>	ϕ	8	12	12	12										
ϕ	$7/8$	12	12	12																		
ϕ	8	12	12	12																		
RV 121NP(H)	<table border="1"> <tr> <td>L</td> <td>20</td> <td>25</td> <td>30</td> <td>35</td> </tr> </table>	L	20	25	30	35	<table border="1"> <tr> <td>L</td> <td>20</td> <td>25</td> <td>30</td> <td>35</td> </tr> </table>	L	20	25	30	35										
L	20	25	30	35																		
L	20	25	30	35																		
RV 122NP(H)	<table border="1"> <tr> <td>ϕ</td> <td>$7/8$</td> <td>12</td> <td>12</td> <td>12</td> </tr> </table>	ϕ	$7/8$	12	12	12	<table border="1"> <tr> <td>ϕ</td> <td>8</td> <td>12</td> <td>12</td> <td>12</td> </tr> </table>	ϕ	8	12	12	12										
ϕ	$7/8$	12	12	12																		
ϕ	8	12	12	12																		
RV 121GNP	<table border="1"> <tr> <td>L</td> <td>10</td> <td>15</td> <td>20</td> <td>25</td> </tr> <tr> <td>ϕ</td> <td>/</td> <td>7</td> <td>12</td> <td>12</td> </tr> </table>	L	10	15	20	25	ϕ	/	7	12	12	<table border="1"> <tr> <td>L</td> <td>10</td> <td>15</td> <td>20</td> <td>25</td> </tr> <tr> <td>ϕ</td> <td>5</td> <td>10</td> <td>15</td> <td>15</td> </tr> </table>	L	10	15	20	25	ϕ	5	10	15	15
L	10	15	20	25																		
ϕ	/	7	12	12																		
L	10	15	20	25																		
ϕ	5	10	15	15																		
RV 121GNP(H)	<table border="1"> <tr> <td>L</td> <td>15</td> <td>20</td> <td>25</td> <td>30</td> </tr> <tr> <td>ϕ</td> <td>/</td> <td>7</td> <td>12</td> <td>12</td> </tr> </table>	L	15	20	25	30	ϕ	/	7	12	12	<table border="1"> <tr> <td>L</td> <td>15</td> <td>20</td> <td>25</td> <td>30</td> </tr> <tr> <td>ϕ</td> <td>5</td> <td>10</td> <td>15</td> <td>15</td> </tr> </table>	L	15	20	25	30	ϕ	5	10	15	15
L	15	20	25	30																		
ϕ	/	7	12	12																		
L	15	20	25	30																		
ϕ	5	10	15	15																		

SPECIFICATIONS 特性

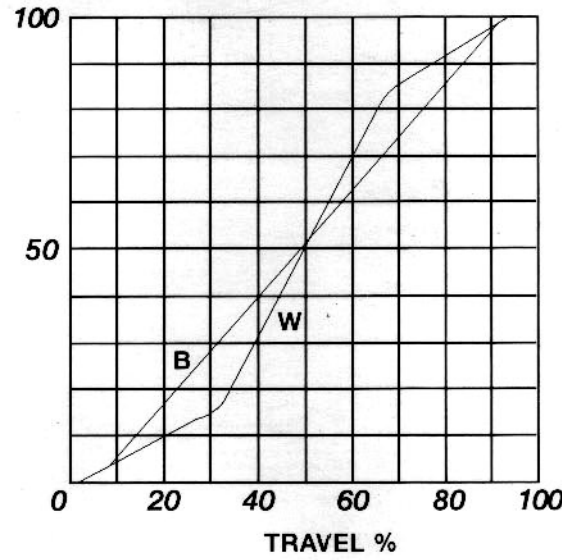
ELECTRICAL 電器特性				
RESISTANCE RANGE 阻值範圍	5K Ω - 500K Ω			
RESISTANCE TOLERANCE 阻值誤差	\pm 20%			
RESISTANCE TAPER 電阻規律	A. B. C. D. W			
RESIDUAL RESISTANCE 殘留電阻 Between Terminal 1 & 2 Between Terminal 2 & 3	SINGLE	10 Ω /10 Ω		
	DUAL	25 Ω /25 Ω		
POWER RATING (W) 額定功率	Travel Taper	SINGLE	DUAL	
	B	0.05W	0.025W	
	Except B	0.05W	0.025W	
INSULATION RESISTANCE 絕緣電阻	SINGLE	100M Ω at 250V DC		
	DUAL	50M Ω at 250V DC		
WITHSTAND VOLTAGE 耐電壓	SINGLE	1 Min at 300V AC		
	DUAL	1 Min at 300V AC		

MECHANICAL 機械特性	
ROTATION ANGLE 旋轉角	300° \pm 6°
ROTATIONAL TORQUE 旋轉力矩	10 - 200 gf. cm
CLICK FORCE 定位阻力	50 - 200 gf. cm
STOP STRENGTH 止擋強度	4 Kgf. cm
PUSH - PULL STRENGTH 推拉強度	5 Kgf
SHAFT WOBBLE 轉軸振幅	0.5 - 1.1mm
SHAFT BENDING 轉軸偏心	0.35mm
ROTATIONAL NOISE 轉動噪音	47 (Mv)

DURABILITY 耐用性	
ROTATIONAL LIFE 旋轉壽命	10,000 Cycles

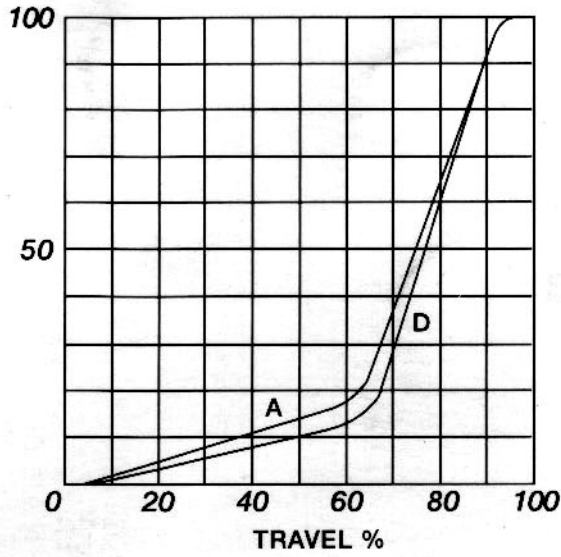
$$\frac{\text{OUTPUT VOLT ACROSS TERM 1 - 2}}{\text{INPUT VOLT ACROSS TERM 1 - 3}} \times 100\%$$

TAPER B, W



$$\frac{\text{OUTPUT VOLT ACROSS TERM 1 - 2}}{\text{INPUT VOLT ACROSS TERM 1 - 3}} \times 100\%$$

TAPER A, D



$$\frac{\text{OUTPUT VOLT ACROSS TERM 2 - 3}}{\text{INPUT VOLT ACROSS TERM 1 - 3}} \times 100\%$$

TAPER C, E, RD

